



**BETTER INSIGHTS. BETTER TALENT.**

**WHEEBOX.COM**

**PRESENTED BY**

**BISHNU NEPAK, CHIEF REVENUE OFFICER**

**SANJAY SINGH, EDUCATION LEAD**

# About Wheebox



**6 Million+**

Users assessed annually



**500+**  
Clients

Wheebox empowers businesses, academic institutions, sector skills councils and government with deep talent insights while enabling better hiring and development decisions on providing hiring, learning and development and talent development solutions.



Publisher of 'India Skills Report' with AICTE, AIU, CII & UNDP

Reach Across

**5+** Countries  
Globally



Hosted on Microsoft Azure (Tier IV Data Centre).



PRESENTED BY

Bishnu Nepak, Email: [bishnu.nepak@wheebox.com](mailto:bishnu.nepak@wheebox.com)



# Open Questions?

Online learning is happening, what about online assessments?

How can we create non text based Question bank?

How can we conduct subjective or long answer exams online including drawing?

How to ensure the same level of rigor and monitoring for high stake exams?

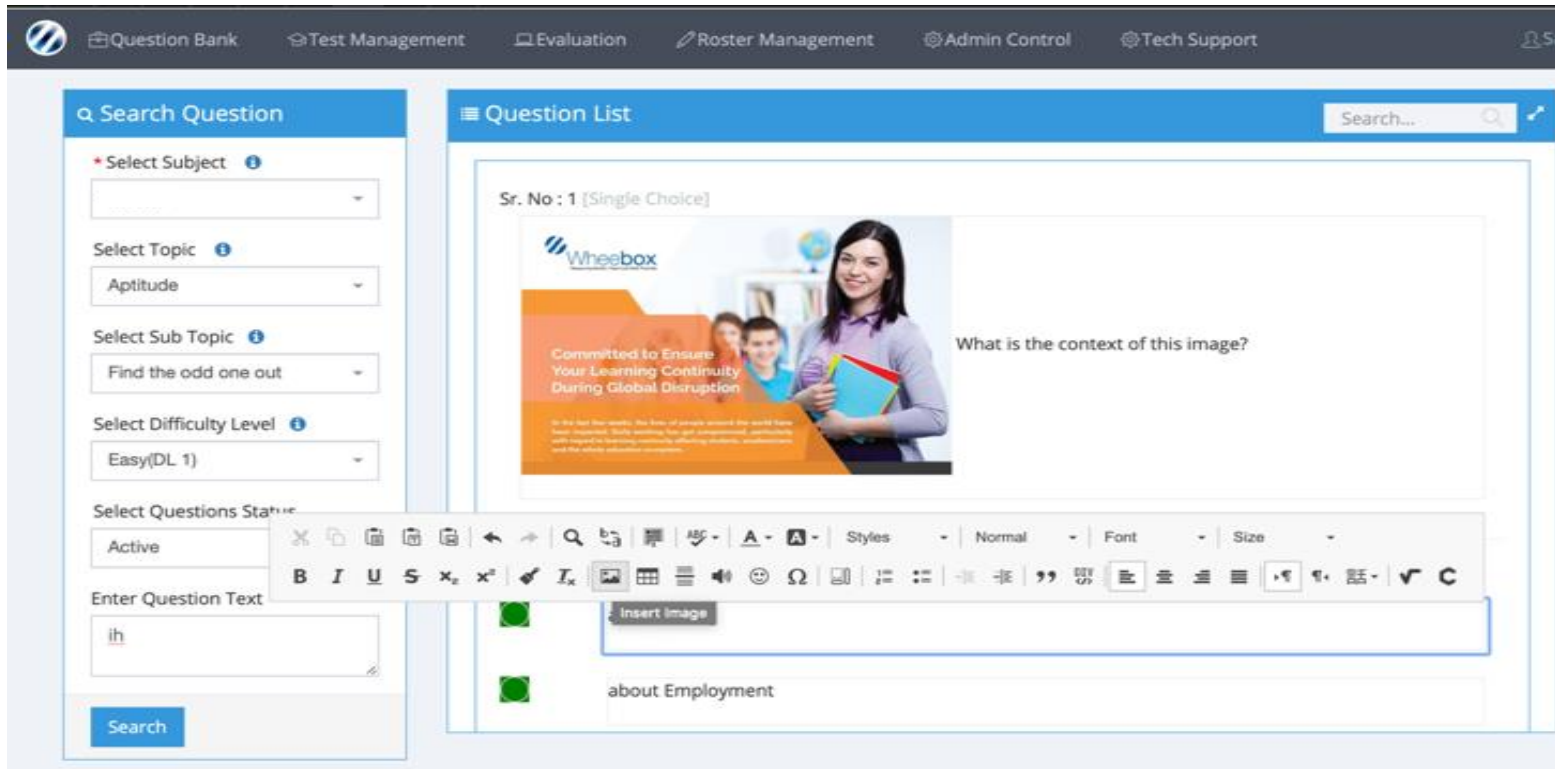
How can we digitize pen & paper assignments specially make question banks secure?

How can we evaluate Subjective answers?

PRESENTED BY

Bishnu Nepak, Email: [bishnu.nepak@wheebox.com](mailto:bishnu.nepak@wheebox.com)

# Question Bank Management System



## QBMS Supports:

- ✓ MCQ (Objective Questions)
- ✓ Subjective Questions
- ✓ Image Based Questions
- ✓ Video / Audio Based Questions
- ✓ Mathematical/Science Equations
- ✓ Coding Simulators

PRESENTED BY

Bishnu Nepak, Email: [bishnu.nepak@wheebox.com](mailto:bishnu.nepak@wheebox.com)

# Test/Exam Creation

## Create Test

Create Test Set

Define Pre Test Rules

Additional Pre Test Rules

Define Test Securities

Define Post Test Rules

Assign Marks	<input type="text" value="1"/>		Auto Glide Option	<input checked="" type="checkbox"/> ON
Assign Negative Marks	<input type="text" value="0"/>		Section Skip Option	<input checked="" type="checkbox"/> ON
Passing Percentage	<input type="text" value="60"/>		Previous Button Option	<input checked="" type="checkbox"/> ON
Question Wise Time		<input checked="" type="checkbox"/> OFF	Flag Button Option	<input checked="" type="checkbox"/> ON
Allocate Total Time	<input type="text" value="60"/>		Clear Response	<input type="checkbox"/> OFF
Start Date	<input type="text" value="Start Date"/>		Randomize Ques. Options	<input type="checkbox"/> OFF
End Date	<input type="text" value="End Date"/>		Show Calculator	<input type="checkbox"/> OFF
No. Of Attempts Per User	<input type="text" value="1"/>		Show Practice Test	<input checked="" type="checkbox"/> ON
Test Instructions	<div>1. Please contact your Test Administrator in case of power failure as the test may be recovered. If test recovery is not possible then test will have to be rescheduled. 2. In case of complete Internet failure,</div>		Test View Pattern	<input type="text" value="One After Another"/>
			Time View Format	<input type="text" value="HH:MM:SS"/>

## Test Creation options :

- ✓ Assigning Marks
- ✓ Exam Date and Time
- ✓ Test Instructions
- ✓ Randomization
- ✓ Calculators and other features of Word
- ✓ Auto Emails on Creation of Users

# Candidate Interface for writing subjective answers.

The screenshot displays the OMR application interface. At the top, a dark blue header bar contains a back arrow, the text "User One", and a timer showing "00:09:41". Below the header, the interface is divided into several sections. On the left, a "Question Panel" shows a grid of question numbers from 01 to 07, with 06 currently selected. The main area displays "Question No: 06" and the question text: "This is a subjective question, hence you have to write your answer in the Text-Field given below. Which pull protocol is used to retrieve messages from a mail server? Explain in detail." Below the question, a "Response" section features a text input area with a character limit of "7000(Max. Upto 7000 Characters)". Above the input area is a rich text editor toolbar with options for Format, Table, Insert, and various text formatting tools. To the right of the toolbar, there are two buttons: "Upload Answer Sheet Using - Mobile" and "Upload Answer Sheet Using - Webcam". A tooltip is visible over the "Mobile" button, providing instructions: "(i) Scan the QR code through your mobile. (ii) Click on 'Open Browser' button. (iii) Capture Answer sheet or Answer diagrams using mobile camera. It will directly get saved on the server." Below the text input area, there is a "Choose File" button and the text "No file chosen". On the right side of the interface, there is a "Close" button and a video feed showing a person's face. At the bottom, a dark blue navigation bar contains buttons for "Flag", "< Previous", "Next >", and "End Test".

### Option 1:

Write long answers

**Option2:**  
Use QR Code to upload  
answer

### Option 3: Upload using Webcam

# Virtual Assessment Center


Browser tabs: Raise Query, Proctor, Approver

URL: wheebox.com/WAP/approver-list.obj#!

Account (Waiting :0)

Hello Approver Fifty One

Allocation Status: Allow Allocation



Registered Photo

Name: Demo

Request Time: 2020-04-22 20:26:34

Date Of Birth: 2020-04-09


Contact No: 1234567891

Email ID : Demouser101@Wheebox.Com

Test Language:

Test Type:

Candidate Photo



Approve Candidate Photo?

Approve Candidate Photo?


Approve

Reject

Enter Message

Block for 24 hours

Candidate ID Card Photo



Approve Candidate ID Card Image?

Save & Continue

Windows taskbar: Type here to search, 8:28 PM, 4/22/2020

PRESENTED BY

Bishnu Nepak, Email: bishnu.nepak@wheebox.com

# Wheebox Remote Proctoring Solutions using AI

## AUTO PROCTORED USING MICROSOFT AI COGNITIVE SERVICES



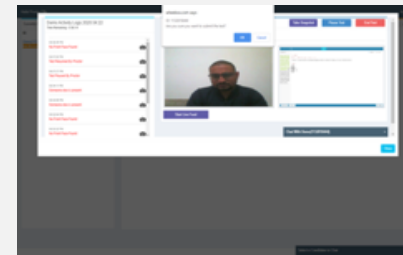
We use Microsoft AI & ML based face recognition tool, to authenticate the candidate's identity along with tracking the movement of the candidate during the examination. System can auto submit the exam, if the assigned number of warnings are exceeded by the candidate.

## REMOTE PROCTORED ASSESSMENT SOLUTION



We use remote authentication and proctoring of the candidates along with AI tool to track the movement of the candidate during the examination. System or the Proctor can pause the test or can end the exam, or we can have an automated submission of the exam, if assigned number of warnings are exceeded.

## IMAGE AND VIDEO PROCTORED SOLUTION



We can randomly or set a time frame to click images of the candidate and exam window along with audio & video of the candidate, which is saved in the system for audit at a later stage.

- ❖ Image Proctoring
- ❖ Video Proctoring
- ❖ Face Tracking
- ❖ Face Recognition
- ❖ Live Proctoring
- ❖ Cognitive Analytics
- ❖ Device Detection
- ❖ Noise Detection

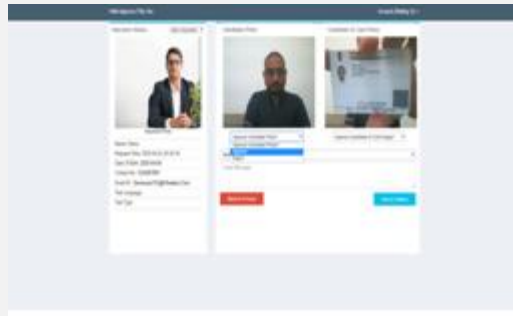
PRESENTED BY

Sanjay Singh, Email: [sanjay.singh@wheebox.com](mailto:sanjay.singh@wheebox.com)



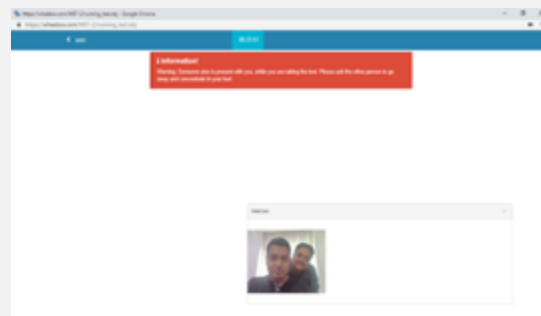
# Certified Remote Proctoring Solution

## DIGITAL ID VERIFICATION



The Application captures and verifies digital identification as a verification tool for progress.

## FACE TRACKING



It tracks the candidate's Face and also tracks if there is any doubt of proxy or more than one candidate taking test. provides warning or terminates the test if any unwarranted application is opened during the test.

## DESKTOP CONTROL



Using the Wheebox Safe Web Browser application, it tracks the activity on the user's monitor, freezes all other functionalities related to screen sharing, mirroring, projection, navigation between browsers, etc

**76,000+**

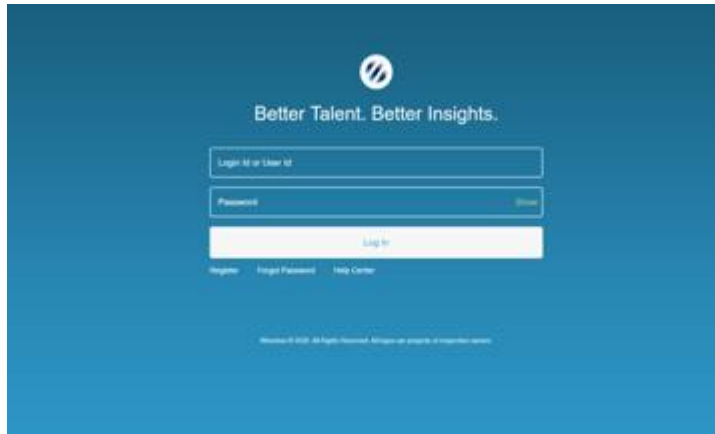
Live online proctored  
Tests are processed in A  
single day.

**40,000+**

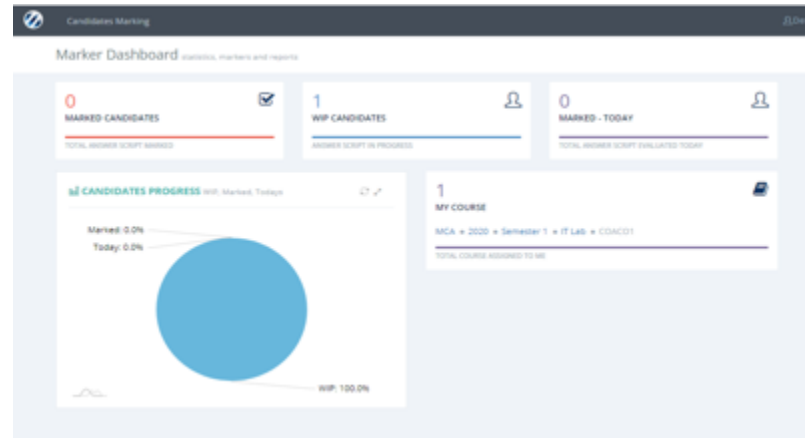
Co- current users  
(candidates signing in at  
a single millisecond)



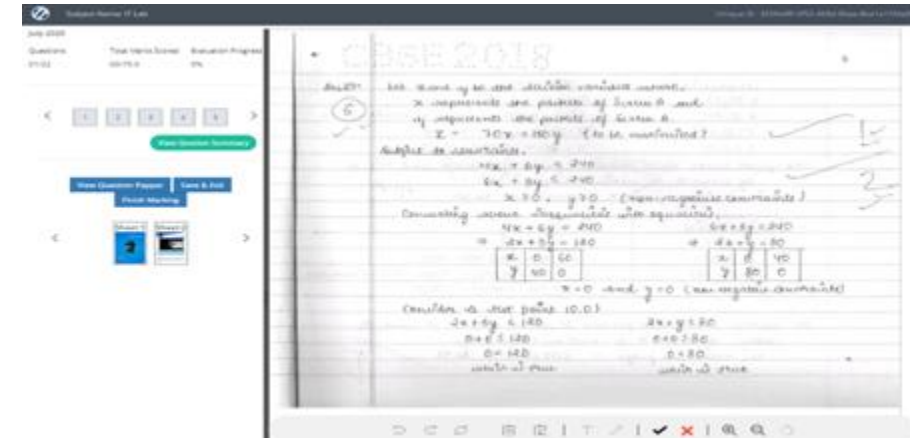
# Evaluator Dashboard



Single Sign-On



Personalised Dashboard and  
Select Assignments



Digital Assignment Marking Board

# Evaluator View of Subjective Paper for marking

## Assignment and Response Summary

Markers can view Summary of response and assignment question.

## Marking Tool

Markers or Teachers can score on each question or assignment, Comment on specific assignment.

## View Next Sheet

Markers or Teachers can skip, navigate between questions or assignment using this tool.

The screenshot displays the Evaluator View interface. On the left, a sidebar shows the 'Assignment and Response Summary' for 'Course: Testin 1'. It indicates 'Questions: 2/13', 'Total Marks Scored: 2/30', and 'Evaluation Progress: 15 %'. Below this, a 'Marking Tool' section allows for scoring (1-5) and viewing the marks summary. A 'Slide To Evaluate' bar is also present. The main area shows a handwritten student response for a question about the net moment of a body. The response includes a table of corner points and calculations for the maximum profit.

Corner points	$Z = 70x + 100y$
O (0,0)	$Z = 0 + 0 = 0$
A (0,40)	$Z = 70(0) + 100(40) = 4000$
B (30,20)	$Z = 70(30) + 100(20) = 4100 \rightarrow \text{maximum value}$
C (40,0)	$Z = 70(40) + 100(0) = 2800$

The factory must produce 30 packets of Scheme A and 20 packets of Scheme B to maximize his profit. His maximum profit = 4100 points or Rs. 41.

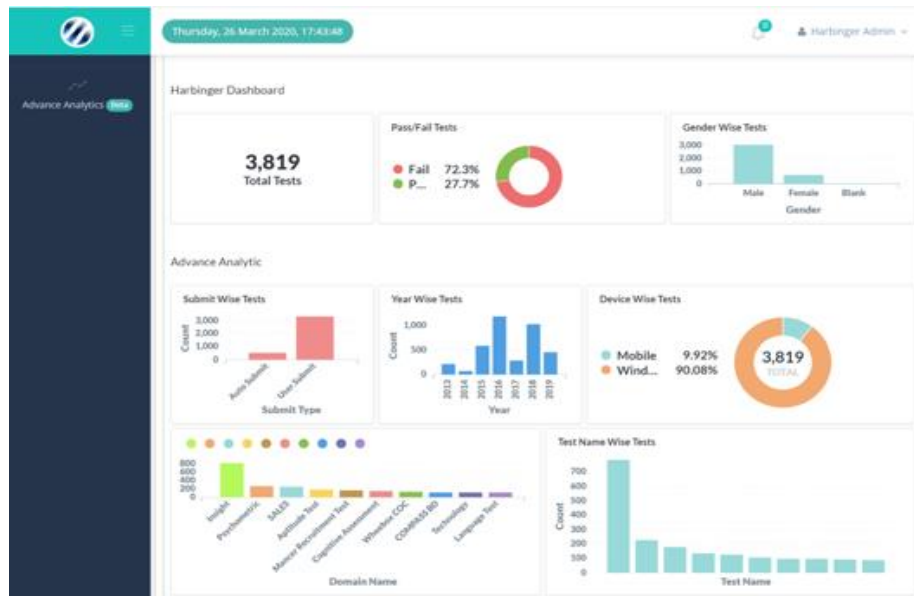
## Student Assignment

View Student assignment in pdf format. Can scroll, skip and annotate using Digital Annotation tools.

## Annotation Tool

View Student assignment in pdf format. Can scroll, skip and annotate using Digital Annotation tools.

# Dashboard for Exam Controller



## Advance Analytics

Institution or Exam Administrators or Teachers can view Advance Analytics using Meta Data Analytics of all assignments or test results using Mark from Home Analytics Tool.

The Individual Development Plan table displays detailed test results for 86 test takers. It includes columns for S.No., Full Name, Email Id, Test Name, Date-Time, Score, %, Percentile, and Time Taken. The table is filtered by 'Test Takers: 86' and includes buttons for 'Result List', 'Change Main Search', 'Reload', and 'Download'. The data is organized into a table with 13 rows of test results.

S.No.	Full Name	Email Id	Test Name	Date-Time	Score	%	Percentile	Time Taken
1	Pranay Shrivats	user_pranay@wheebox.com	Insight 360 - Remote Proctoring	2020-03-25 17:32:15	0/64	0	0	Min:0 Sec:7
2	User Mitunjay	demo_mitunjay@wheebox.com	VIVA	2020-03-25 10:10:56	10/20	50	100	Min:0 Sec:21
3	Pranay Shrivats	user_pranay@wheebox.com	IMAGE PROCTOR	2020-03-25 01:31:38	1/5	20	50	Min:3 Sec:26
4	Pinky Saha	pinky.saha@wheebox.com	Platform Knowledge	2020-03-24 17:50:17	39/99	39	44	Min:47 Sec:19
5	Kalavuri Athul Ratnakar	kalavuri.athul@wheebox.com	Platform Knowledge	2020-03-23 10:44:23	17/99	17	19	Min:28 Sec:58
6	RANJAN RANJAN	ranjan1@wheebox.com	Critical Thinking Test	2020-03-22 18:24:08	10/24	41	59	Min:24 Sec:16
7	RANJAN RANJAN	ranjan1@wheebox.com	Leadership Competencies Index Test	2020-03-22 17:57:57	NA	NA	70	Min:7 Sec:8
8	Santhosh Surendran	santhosh_surendran@wheebox.com	Product Knowledge	2020-03-20 17:52:02	34/73	46	52	Min:14 Sec:37
9	Santhosh Surendran	santhosh_surendran@wheebox.com	Platform Knowledge	2020-03-20 16:36:35	44/99	44	50	Min:23 Sec:12
10	Jaswinder	jaswinder.singh@wheebox.com	Product Knowledge	2020-03-20 15:48:32	23/73	31	35	Min:6 Sec:6
11	Jaswinder	jaswinder.singh@wheebox.com	Platform Knowledge	2020-03-20 15:39:49	37/99	37	42	Min:23 Sec:38
12	Pranay Shrivats	user_pranay@wheebox.com	Coding Skills Test	2020-03-18 17:49:35	1.8/20	9	29	Min:25 Sec:0
13	User Demo	demo2033@wheebox.com	Insight 360	2020-03-17 18:20:15	23/64	35	38	Min:2 Sec:6

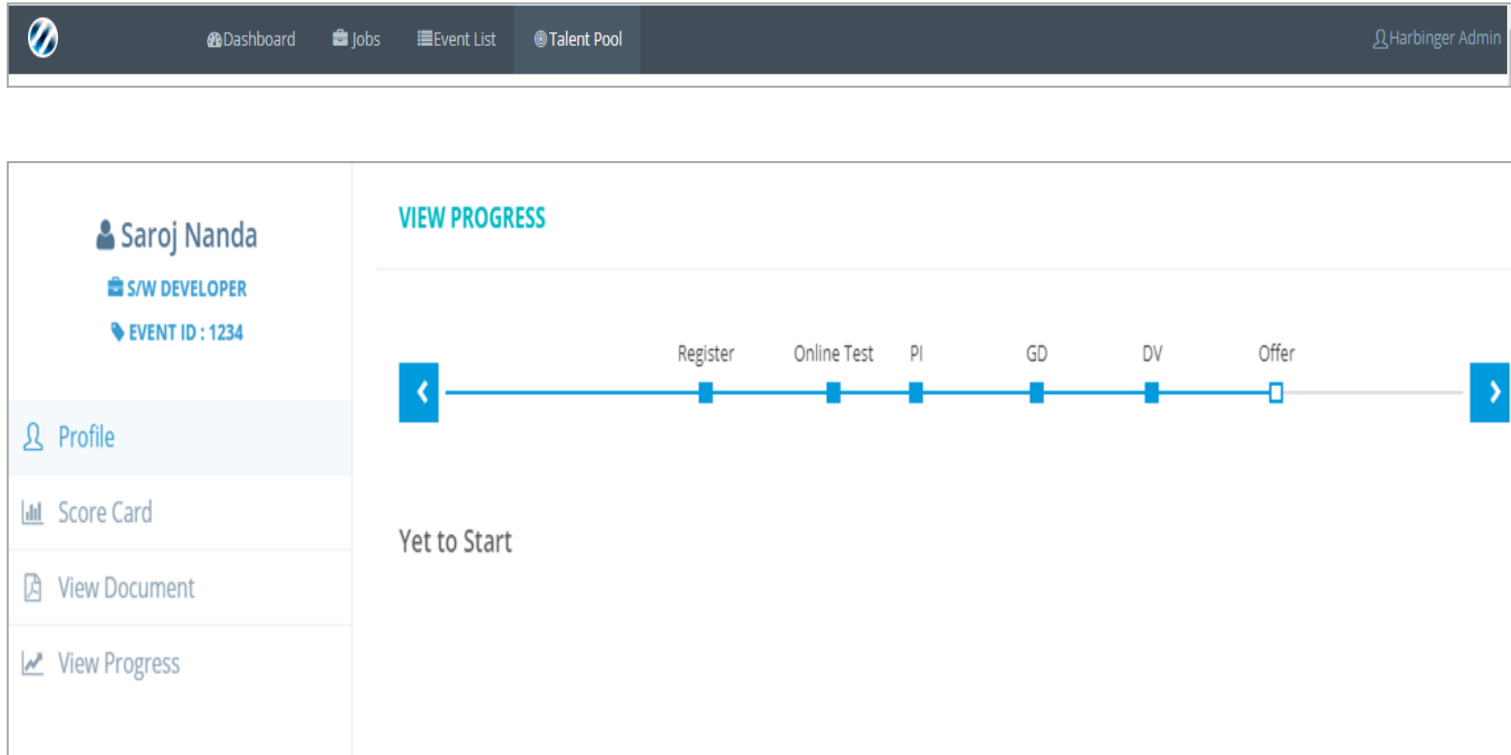
## Individual Development Plan

Teachers can identify and build Group or Individual Development Plan based various metrics and granular analysis.

PRESENTED BY

Sanjay Singh, Email: [sanajy.singh@wheebox.com](mailto:sanajy.singh@wheebox.com)

# Candidate On-Boarding (Admission Process)



Is there a single platform for entrance exams, document verification and assessment-based admissions?



# Online Document Verification

The screenshot displays a web application for document verification. The top navigation bar includes links for Dashboard, Jobs, Event List, and Talent Pool, along with a user profile for Harbinger Admin. The left sidebar shows the user profile for Saroj Nanda, an S/W Developer, with an event ID of 1234. The main content area is titled 'CANDIDATE PROFILE' and includes tabs for 10th Certificate, 10th Mark Sheet, 12th Mark Sheet (selected), Aadhaar, Candidate Photo, PAN, and Voter Id. The 12th Mark Sheet tab shows a scanned image of a Matriculation School Leaving Certificate for Jayaprakash V, dated MAR 2009. The certificate includes a table of marks obtained in various subjects.

SUBJECT	MAX. MARKS	MARKS OBTAINED
தமிழ் / LANGUAGE	100	077 ZERO SEVEN SEVEN
ஆங்கிலம் / ENGLISH	100	061 ZERO SIX ONE
கணிதம் / MATHEMATICS	100	075 ZERO SEVEN FIVE

Is there a single platform for entrance exams, document verification and assessment-based admissions?

PRESENTED BY

Sanjay Singh, Email: sanajy.singh@wheebox.com

# BETTER INSIGHTS

# BETTER TALENTS

**WHEEBOX.COM**

**PRESENTED BY**

Sanjay Singh, Email: [sanajy.singh@wheebox.com](mailto:sanajy.singh@wheebox.com)



@mywheebox



@wheebox

## Contact Team Wheebox

Connect with our experts across zones

### Global Headquarters: India

Gurgaon. 122001

---

#### United Kingdom

Luton, Bedfordshire

#### Singapore

Central Business District

#### India

Bangalore  
Mumbai  
Kolkata

**Reach out to our assessment specialists for a discovery session.**

Tel: +91 693-100-5466

Email: [info@wheebox.com](mailto:info@wheebox.com)